


5010 m.

IndianOil GRAND PRIX OF INDIA

Tissot Sprint

Classification after 11 laps = 55.11 km

29

Pos		Rider	Nation	Team	Motorcycle	Total Time	Km/h	Gap
1	12	89 Jorge MARTIN	SPA	Prima Pramac Racing	DUCATI	19'18.836	171.2	
2	9	1 Francesco BAGNAIA	ITA	Ducati Lenovo Team	DUCATI	19'20.225	170.9	1.389
3	7	93 Marc MARQUEZ	SPA	Repsol Honda Team	HONDA	19'21.241	170.8	2.405
4	6	33 Brad BINDER	RSA	Red Bull KTM Factory Racing	KTM	19'21.740	170.7	2.904
5	5	72 Marco BEZZECCHI	ITA	Mooney VR46 Racing Team	DUCATI	19'22.102	170.7	3.266
6	4	20 Fabio QUARTARARO	FRA	Monster Energy Yamaha MotoGP	YAMAHA	19'23.163	170.5	4.327
7	3	43 Jack MILLER	AUS	Red Bull KTM Factory Racing	KTM	19'26.008	170.1	7.172
8	2	12 Maverick VIÑALES	SPA	Aprilia Racing	APRILIA	19'27.634	169.9	8.798
9	1	25 Raul FERNANDEZ	SPA	CryptoDATA RNF MotoGP Team	APRILIA	19'29.366	169.6	10.530
10		49 Fabio DI GIANNANTONIO	ITA	Gresini Racing MotoGP	DUCATI	19'29.662	169.6	10.826
11		37 Augusto FERNANDEZ	SPA	GASGAS Factory Racing Tech3	KTM	19'30.292	169.5	11.456
12		88 Miguel OLIVEIRA	POR	CryptoDATA RNF MotoGP Team	APRILIA	19'34.251	168.9	15.415
13		30 Takaaki NAKAGAMI	JPN	LCR Honda IDEMITSU	HONDA	19'36.273	168.6	17.437
14		51 Michele PIRRO	ITA	Ducati Lenovo Team	DUCATI	19'42.550	167.7	23.714
15		21 Franco MORBIDELLI	ITA	Monster Energy Yamaha MotoGP	YAMAHA	19'55.304	165.9	36.468
Not classified								
		41 Aleix ESPARGARO	SPA	Aprilia Racing	APRILIA	12'29.194	168.5	4 laps
		5 Johann ZARCO	FRA	Prima Pramac Racing	DUCATI	10'56.750	164.7	5 laps
		36 Joan MIR	SPA	Repsol Honda Team	HONDA	5'18.622	169.8	8 laps
Not finished first lap								
		10 Luca MARINI	ITA	Mooney VR46 Racing Team	DUCATI			
		44 Pol ESPARGARO	SPA	GASGAS Factory Racing Tech3	KTM			
		6 Stefan BRADL	GER	LCR Honda CASTROL	HONDA			

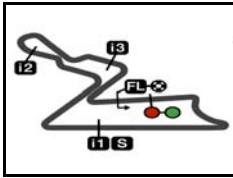
The results are provisional until the end of the limit for protest and appeals.

Time limit for protest expires 30' after publication of the results - Time:

These data/results cannot be reproduced, stored and/or transmitted in whole or in part by any manner of electronic, mechanical, photocopying, recording, broadcasting or otherwise now known or herein after developed without the previous express consent by the copyright owner, except for reproduction in daily press and regular printed publications on sale to the public within 60 days of the event related to those data/results and always provided that copyright symbol appears together as follows below.

© DORNA, 2023






5010 m.

IndianOil GRAND PRIX OF INDIA

Tissot Sprint

Classification after 11 laps = 55.11 km

29

Pos	 Rider	Nation	Team	Motorcycle	Total Time	Km/h	Gap
-----	---	--------	------	------------	------------	------	-----

Race condition: Dry
 Air: 28°
 Humidity: 67%
 Ground: 31°

Pole Position:		Marco BEZZECCHI	1'43.947	173.5 Km/h
Fastest Lap:	Lap 11	Marco BEZZECCHI	1'44.556	172.5 Km/h
Best Race Lap:		New track layout		
All Time Lap Record:	2023	Marco BEZZECCHI	1'43.947	173.5 Km/h

17:00'04

17:03'06

17:05'39

17:06'16 Luca MARINI
 17:06'16 Stefan BRADL
 17:06'16 Pol ESPARGARO

17:06'39 -

17:08'49 Miquel OLIVEIRA

17:09'34 Joan MIR

17:09'52 Marco BEZZECCHI

17:10'20 Aleix ESPARGARO

17:10'30 Michele PIRRO

17:11'37 Joan MIR
 17:15'26 Johann ZARCO
 17:15'33 Johann ZARCO
 17:16'35 Johann ZARCO
 17:20'01 Aleix ESPARGARO

SIGHTING LAP START

WARM UP LAP START

RACE START

crashed out - Rider OK
 crashed out - Rider OK
 crashed out - Rider OK

No jump starts

to drop 1 position due to overtake under the yellow flag

track limits warning

track limits warning

track limits warning

track limits warning

crashed out - Rider OK
 crashed out - Rider OK
 re-joined race
 entered pits and retired
 crashed out - Rider OK

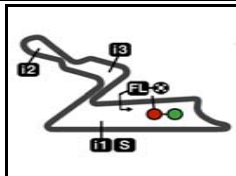
The results are provisional until the end of the limit for protest and appeals.

Time limit for protest expires 30' after publication of the results - Time:

These data/results cannot be reproduced, stored and/or transmitted in whole or in part by any manner of electronic, mechanical, photocopying, recording, broadcasting or otherwise now known or herein after developed without the previous express consent by the copyright owner, except for reproduction in daily press and regular printed publications on sale to the public within 60 days of the event related to those data/results and always provided that copyright symbol appears together as follows below.

© DORNA, 2023





IndianOil GRAND PRIX OF INDIA

After the Tissot Sprint

World Championship Classification

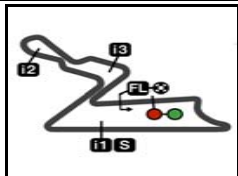
MotoGP™

30

Rider	Points	Leader	Prev	POR	ARG	AME	SPA	FRA	ITA	GER	NED	GBR	AUT	CAT	RSM	IND	JPN	INA	AUS	THA	MAL	QAT	VAL	
1 BAGNAIA Francesco [ITA]	292			37 12 25	4 4 0	12 12 -	34 9 25	7 7 -	37 12 25	29 9 20	34 9 25	20 0 20	37 12 25	9 9 -	23 7 16	9 9								
2 MARTIN Jorge [SPA]	259	33	33	9 9 -	13 2 11	7 7 -	19 6 13	32 12 20	27 7 20	37 12 25	15 4 11	14 4 10	16 7 9	21 5 16	37 12 25	12 12								
3 BEZZECCHI Marco [ITA]	223	69	36	16 - 16	34 9 25	14 4 10	1 1 -	28 3 25	17 9 8	16 3 13	32 12 20	9 9 -	16 - 16	6 2 4	29 9 20	5 5								
4 BINDER Brad [RSA]	179	113	44	10 0 10	12 12 0	8 5 3	32 12 20	19 9 10	11 0 11	4 4 -	18 5 13	17 1 16	29 9 20	6 6 -	7 5 2	6 6								
5 ESPARGARO Aleix [SPA]	160	132	19	11 4 7	1 - 1	6 6 -	11 - 11	13 2 11	12 2 10	1 1 0	22 6 16	30 5 25	10 3 7	37 12 25	6 2 4	-								
6 ZARCO Johann [FRA]	147	145	13	15 2 13	20 0 20	9 0 9	2 2 -	20 4 16	22 6 16	21 5 16	0 0 -	13 6 7	3 - 3	16 3 13	6 0 6	-								
7 MARINI Luca [ITA]	135	157	12	- - -	15 7 8	23 3 20	10 0 10	6 6 -	18 5 13	17 6 11	9 0 9	9 0 9	13 - 13	5 0 5	10 3 7	-								
8 VIÑALES Maverick [SPA]	130	162	5	25 5 20	7 3 4	13 0 13	3 3 -	1 1 -	4 0 4	- - -	3 3 -	18 7 11	12 2 10	27 7 20	15 4 11	2 2								
9 MARQUEZ Alex [SPA]	108	184	22	12 1 11	21 5 16	- - -	8 - 8	0 0 -	- - -	11 2 9	11 1 10	12 12 -	17 6 11	10 0 10	6 1 5	-								
10 MILLER Jack [AUS]	107	185	1	15 6 9	10 0 10	1 1 -	23 7 16	- - -	13 4 9	17 7 10	0 0 -	11 3 8	6 5 1	8 0 8	0 0 -	3 3								
11 QUARTARARO Fabio [FRA]	89	203	18	8 0 8	10 1 9	16 0 16	6 0 6	9 - 9	5 0 5	3 0 3	7 7 -	1 0 1	8 0 8	9 0 9	3 0 3	4 4								
12 MORBIDELLI Franco [ITA]	68	224	21	2 0 2	19 6 13	8 0 8	5 0 5	6 0 6	6 0 6	4 0 4	7 0 7	2 0 2	6 1 5	2 0 2	1 0 1	0 0								

These data/results cannot be reproduced, stored and/or transmitted in whole or in part by any manner of electronic, mechanical, photocopying, recording, broadcasting or otherwise now known or herein after developed without the previous express consent by the copyright owner, except for reproduction in daily press and regular printed publications on sale to the public within 60 days of the event related to those data/results and always provided that copyright symbol appears together as follows below.
© DORNA, 2023





5010 m.

IndianOil GRAND PRIX OF INDIA

After the Tissot Sprint

World Championship Classification

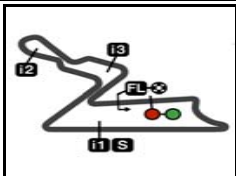
MotoGP™

30

Rider	Points	Leader	Prev	POR	ARG	AME	SPA	FRA	ITA	GER	NED	GBR	AUT	CAT	RSM	IND	JPN	INA	AUS	THA	MAL	QAT	VAL	
13 OLIVEIRA Miguel [POR]	65	227	3	3 3 -	- - -	13 2 11	5 5 -	- - -	0 0 -	6 0 6	0 0 -	13 0 13	- - -	15 4 11	10 0 10	0 0								
14 FERNANDEZ Augusto [SPA]	58	234	7	3 - 3	5 0 5	6 0 6	3 0 3	13 - 13	1 0 1	5 0 5	6 0 6	7 2 5	2 0 2	7 0 7	0 0 0	0 0								
15 RINS Alex [SPA]	47	245	11	6 0 6	7 0 7	34 9 25	0 0 -	0 0 -	- - -	- - -	- - -	- - -	- - -	- - -	- - -	- -								
16 DI GIANNANTONIO Fabio [ITA]	43	249	4	0 0 -	6 0 6	7 0 7	4 0 4	8 0 8	2 0 2	7 0 7	- - -	3 0 3	0 0 0	6 0 6	0 0 0	0 0								
17 MARQUEZ Marc [SPA]	38	254	5	7 7 -	- - -	- - -	- - -	5 5 -	3 3 -	0 0 -	0 0 -	0 0 -	4 0 4	3 0 3	9 0 9	7 7								
18 NAKAGAMI Takaaki [JPN]	35	257	3	4 0 4	3 0 3	0 0 -	7 - 7	7 0 7	3 0 3	2 0 2	8 0 8	0 0 0	0 - 0	1 0 1	0 0 0	0 0								
19 PEDROSA Dani [SPA]	32	260	3	- - -	- - -	- - -	13 4 9	- - -	- - -	- - -	- - -	- - -	- - -	- - -	19 6 13	- -								
20 BASTIANINI Enea [ITA]	25	267	7	- - -	- - -	- - -	- - -	- - -	8 1 7	8 0 8	2 2 -	0 0 -	6 0 6	1 1 -	- - -	- -								
21 FERNANDEZ Raul [SPA]	23	269	2	0 0 -	2 0 2	0 0 -	1 0 1	- - -	0 0 0	1 0 1	4 0 4	6 0 6	0 0 -	0 0 -	8 0 8	1 1								
22 SAVADORI Lorenzo [ITA]	9	283	14	- - -	- - -	- - -	- - -	4 0 4	0 0 0	- - -	5 0 5	- - -	0 - 0	- - -	- - -	- -								
23 FOLGER Jonas [GER]	9	283	0	- - -	- - -	4 0 4	0 0 0	3 - 3	0 0 0	0 - 0	2 0 2	- - -	- - -	- - -	- - -	- -								
24 ESPARGARO Pol [SPA]	8	284	1	- - -	- - -	- - -	- - -	- - -	- - -	- - -	- - -	4 0 4	4 4 0	- - -	0 0 -	- -								

These data/results cannot be reproduced, stored and/or transmitted in whole or in part by any manner of electronic, mechanical, photocopying, recording, broadcasting or otherwise now known or herein after developed without the previous express consent by the copyright owner, except for reproduction in daily press and regular printed publications on sale to the public within 60 days of the event related to those data/results and always provided that copyright symbol appears together as follows below.
© DORNA, 2023





5010 m.

IndianOil GRAND PRIX OF INDIA

After the Tissot Sprint

World Championship Classification

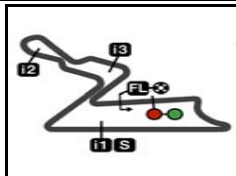
MotoGP™

30

Rider	Points	Leader	Prev	POR	ARG	AME	SPA	FRA	ITA	GER	NED	GBR	AUT	CAT	RSM	IND	JPN	INA	AUS	THA	MAL	QAT	VAL	
25 PIRRO Michele [ITA]	5	287	3	-	-	5	-	-	0	-	-	-	-	-	0	0								
26 MIR Joan [SPA]	5	287	0	5	-	0	-	0	-	-	-	0	0	0	0	-								
27 PETRUCCI Danilo [ITA]	5	287	0	-	-	-	-	5	-	-	-	-	-	-	-	-								
28 BRADL Stefan [GER]	5	287	0	-	-	0	2	-	-	-	3	-	-	-	0	-								
29 LECUONA Iker [SPA]	0	292	5	-	-	-	0	-	-	-	0	0	0	0	-	-								

These data/results cannot be reproduced, stored and/or transmitted in whole or in part by any manner of electronic, mechanical, photocopying, recording, broadcasting or otherwise now known or herein after developed without the previous express consent by the copyright owner, except for reproduction in daily press and regular printed publications on sale to the public within 60 days of the event related to those data/results and always provided that copyright symbol appears together as follows below.
© DORNA, 2023





5010 m.

IndianOil GRAND PRIX OF INDIA

After the Tissot Sprint

World Championship Classification

MotoGP™

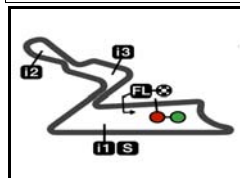
30

Constructor	Points	Leader	Previous	POR	ARG	AME	SPA	FRA	ITA	GER	NED	GBR	AUT	CAT	RSM	IND	JPN	INA	AUS	THA	MAL	QAT	VAL
1 DUCATI	428			37	34	32	34	37	37	37	37	32	37	25	37	12							
2 KTM	240	188	188	16	22	11	32	22	15	17	18	19	29	14	19	6							
3 APRILIA	220	208	20	25	7	19	16	13	12	7	22	32	13	37	15	2							
4 HONDA	112	316	108	13	7	34	7	12	6	2	8	-	4	3	9	7							
5 YAMAHA	109	319	3	8	19	16	6	9	6	4	14	2	9	9	3	4							

Team	Points	Leader	Previous	POR	ARG	AME	SPA	FRA	ITA	GER	NED	GBR	AUT	CAT	RSM	IND	JPN	INA	AUS	THA	MAL	QAT	VAL
1 PRIMA PRAMAC RACING	406			24	33	16	21	52	49	58	15	27	19	37	43	12							
2 MOONEY VR46 RACING TEAM	358	48	48	16	49	37	11	34	35	33	41	18	29	11	39	5							
3 DUCATI LENOVO TEAM	327	79	31	37	4	17	34	12	45	37	36	20	43	10	23	9							
4 APRILIA RACING	290	116	37	36	8	19	14	14	16	1	25	48	22	64	21	2							
5 RED BULL KTM FACTORY RACING	286	120	4	25	22	9	55	19	24	21	18	28	35	14	7	9							
6 MONSTER ENERGY YAMAHA MOTOGP	157	249	129	10	29	24	11	15	11	7	14	3	14	11	4	4							
7 GRESINI RACING MOTOGP	151	255	6	12	27	7	12	8	2	18	11	15	17	16	6	-							
8 CRYPTODATA RNF MOTOGP TEAM	92	314	59	3	2	13	6	4	-	7	4	19	-	15	18	1							
9 LCR HONDA	85	321	7	10	10	34	7	7	3	2	11	-	-	1	-	-							
10 GASGAS FACTORY RACING TECH3	75	331	10	3	5	10	3	16	1	5	8	11	6	7	-	-							
11 REPSOL HONDA TEAM	43	363	32	12	-	-	-	5	3	-	-	-	4	3	9	7							

These data/results cannot be reproduced, stored and/or transmitted in whole or in part by any manner of electronic, mechanical, photocopying, recording, broadcasting or otherwise now known or herein after developed without the previous express consent by the copyright owner, except for reproduction in daily press and regular printed publications on sale to the public within 60 days of the event related to those data/results and always provided that copyright symbol appears together as follows below.
© DORNA, 2023





5010 m.

IndianOil GRAND PRIX OF INDIA
Tissot Sprint
Lap Chart

31

Pos	1	2	3	4	5	6	7	8	9	10	11	12	13	14	15	16	17	18	19	20	21
Grid	72	89	1	10	36	93	5	20	12	41	25	49	33	30	43	21	37	88	44	6	51



1	89	1	93	36	33	20	43	12	5	25	88	41	30	49	37	51	72	21				
2	89	1	93	36	33	20	43	12	5	25	88	30	49	37	72	41	21	51				
3	89	1	93	36	33	20	43	5	12	25	30	72	49	88	37	41	21	51				
4	89	1	93	33	20	43	5	12	25	72	30	49	88	37	41	51	21					
5	89	1	93	33	20	43	5	12	72	25	49	30	37	88	41	51	21					
6	89	1	93	33	20	43	72	12	25	49	30	37	88	41	51	5	21					
7	89	1	93	33	20	43	72	12	25	49	37	41	88	30	51	21						
8	89	1	93	33	20	72	43	12	25	49	37	88	30	51	21							
9	89	1	93	33	20	72	43	12	25	49	37	88	30	51	21							
10	89	1	93	33	20	72	43	12	25	49	37	88	30	51	21							
L	11	89	1	93	33	72	20	43	12	25	49	37	88	30	51	21						

a
p
s

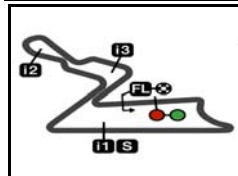
Winner Lapped rider

These data/results cannot be reproduced, stored and/or transmitted in whole or in part by any manner of electronic, mechanical, photocopying, recording, broadcasting or otherwise now known or herein after developed without the previous express consent by the copyright owner, except for reproduction in daily press and regular printed publications on sale to the public within 60 days of the event related to those data/results and always provided that copyright symbol appears together as follows below.
 © DORNA, 2023

Official MotoGP Timing by **TISSOT**
 www.motogp.com

Greater Noida, Saturday, September 23, 2023






5010 m.

IndianOil GRAND PRIX OF INDIA

Tissot Sprint

Fastest Lap of Each Rider

32

	Rider	Nation	Team	Motorcycle	Time	Lap	Total	Gap
1	72 Marco BEZZECCHI	ITA	Mooney VR46 Racing Team	DUCATI	1'44.556	11	11	
2	89 Jorge MARTIN	SPA	Prima Pramac Racing	DUCATI	1'44.903	3	11	0.347 0.347
3	1 Francesco BAGNAIA	ITA	Ducati Lenovo Team	DUCATI	1'45.027	5	11	0.471 0.124
4	37 Augusto FERNANDEZ	SPA	GASGAS Factory Racing Tech3	KTM	1'45.147	11	11	0.591 0.120
5	49 Fabio DI GIANNANTONIO	ITA	Gresini Racing MotoGP	DUCATI	1'45.214	6	11	0.658 0.067
6	33 Brad BINDER	RSA	Red Bull KTM Factory Racing	KTM	1'45.232	5	11	0.676 0.018
7	20 Fabio QUARTARARO	FRA	Monster Energy Yamaha MotoGP	YAMAHA	1'45.239	4	11	0.683 0.007
8	93 Marc MARQUEZ	SPA	Repsol Honda Team	HONDA	1'45.257	11	11	0.701 0.018
9	5 Johann ZARCO	FRA	Prima Pramac Racing	DUCATI	1'45.267	5	6	0.711 0.010
10	12 Maverick VIÑALES	SPA	Aprilia Racing	APRILIA	1'45.314	11	11	0.758 0.047
11	36 Joan MIR	SPA	Repsol Honda Team	HONDA	1'45.418	3	3	0.862 0.104
12	43 Jack MILLER	AUS	Red Bull KTM Factory Racing	KTM	1'45.434	5	11	0.878 0.016
13	21 Franco MORBIDELLI	ITA	Monster Energy Yamaha MotoGP	YAMAHA	1'45.527	8	11	0.971 0.093
14	25 Raul FERNANDEZ	SPA	CryptoDATA RNF MotoGP Team	APRILIA	1'45.701	7	11	1.145 0.174
15	88 Miguel OLIVEIRA	POR	CryptoDATA RNF MotoGP Team	APRILIA	1'45.756	8	11	1.200 0.055
16	30 Takaaki NAKAGAMI	JPN	LCR Honda IDEMITSU	HONDA	1'45.829	11	11	1.273 0.073
17	41 Aleix ESPARGARO	SPA	Aprilia Racing	APRILIA	1'45.863	5	7	1.307 0.034
18	51 Michele PIRRO	ITA	Ducati Lenovo Team	DUCATI	1'46.574	10	11	2.018 0.711

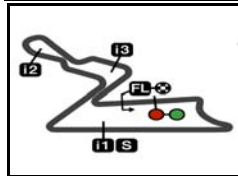
These data/results cannot be reproduced, stored and/or transmitted in whole or in part by any manner of electronic, mechanical, photocopying, recording, broadcasting or otherwise now known or herein after developed without the previous express consent by the copyright owner, except for reproduction in daily press and regular printed publications on sale to the public within 60 days of the event related to those data/results and always provided that copyright symbol appears together as follows below.

© DORNA, 2023

Official MotoGP Timing by TISSOT
www.motogp.com

Greater Noida, Saturday, September 23, 2023





5010 m.

IndianOil GRAND PRIX OF INDIA

After the Tissot Sprint

Event Best Maximum Speed

33



Rider	Nation	Team	Motorcycle	Km/h	
41 Aleix ESPARGARO	SPA	Aprilia Racing	APRILIA	356.4	Tissot Sprint
43 Jack MILLER	AUS	Red Bull KTM Factory Racing	KTM	354.6	Tissot Sprint
12 Maverick VIÑALES	SPA	Aprilia Racing	APRILIA	352.9	Tissot Sprint
72 Marco BEZZECCHI	ITA	Mooney VR46 Racing Team	DUCATI	352.9	Tissot Sprint
20 Fabio QUARTARARO	FRA	Monster Energy Yamaha MotoGP	YAMAHA	352.9	Tissot Sprint
33 Brad BINDER	RSA	Red Bull KTM Factory Racing	KTM	352.9	Tissot Sprint
5 Johann ZARCO	FRA	Prima Pramac Racing	DUCATI	352.9	Tissot Sprint
49 Fabio DI GIANNANTONIO	ITA	Gresini Racing MotoGP	DUCATI	352.9	Tissot Sprint
89 Jorge MARTIN	SPA	Prima Pramac Racing	DUCATI	351.2	Free Practice Nr. 1
37 Augusto FERNANDEZ	SPA	GASGAS Factory Racing Tech3	KTM	351.2	Tissot Sprint
1 Francesco BAGNAIA	ITA	Ducati Lenovo Team	DUCATI	351.2	Tissot Sprint
88 Miguel OLIVEIRA	POR	CryptoDATA RNF MotoGP Team	APRILIA	351.2	Tissot Sprint
36 Joan MIR	SPA	Repsol Honda Team	HONDA	351.2	Tissot Sprint
30 Takaaki NAKAGAMI	JPN	LCR Honda IDEMITSU	HONDA	349.5	Tissot Sprint
25 Raul FERNANDEZ	SPA	CryptoDATA RNF MotoGP Team	APRILIA	349.5	Tissot Sprint
93 Marc MARQUEZ	SPA	Repsol Honda Team	HONDA	347.8	Free Practice Nr. 2
21 Franco MORBIDELLI	ITA	Monster Energy Yamaha MotoGP	YAMAHA	347.8	Tissot Sprint
44 Pol ESPARGARO	SPA	GASGAS Factory Racing Tech3	KTM	346.1	Practice
51 Michele PIRRO	ITA	Ducati Lenovo Team	DUCATI	346.1	Tissot Sprint
6 Stefan BRADL	GER	LCR Honda CASTROL	HONDA	346.1	Practice
73 Alex MARQUEZ	SPA	Gresini Racing MotoGP	DUCATI	344.4	Free Practice Nr. 1
10 Luca MARINI	ITA	Mooney VR46 Racing Team	DUCATI	344.4	Wet Session

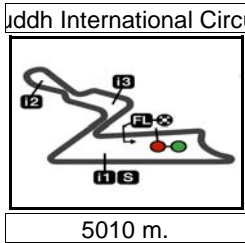
These data/results cannot be reproduced, stored and/or transmitted in whole or in part by any manner of electronic, mechanical, photocopying, recording, broadcasting or otherwise now known or herein after developed without the previous express consent by the copyright owner, except for reproduction in daily press and regular printed publications on sale to the public within 60 days of the event related to those data/results and always provided that copyright symbol appears together as follows below.

© DORNA, 2023

Official MotoGP Timing by TISSOT
www.motogp.com

Greater Noida, Saturday, September 23, 2023





IndianOil GRAND PRIX OF INDIA
Tissot Sprint
Chronological Analysis of Performances

34

* Lap / Sector time cancelled T1 Time from finish line to 1st intermedate T3 Time from 2nd intermed. to 3rd intermed.
P Crossing the finish line in pit lane T2 Time from 1st intermed. to 2nd intermed. T4 Time from 3rd intermedate to finish line
**Tyre data subject to further updates

Lap	Lap Time	T1	T2	T3	T4	Speed	Lap	Lap Time	T1	T2	T3	T4	Speed
1st	89	Jorge MARTIN		DUCATI		SPA	8	1'45.259	33.158	32.996	20.862	18.243	341.2
		Prima Pramac Racing					9	1'45.342	33.151	33.009	20.910	18.272	342.8
		Runs=1	Total laps=11	Full laps=10	Valid laps=10		10	1'45.330	33.273	32.905	20.933	18.219	342.8
Run #	1	Front Tyre	Slick-Medium	Rear Tyre	Slick-Soft		11	1'45.257	33.182	32.957	20.921	18.197	342.8

Run #	1	Front Tyre	Slick-Medium	Rear Tyre	Slick-Soft	Speed
		New Tyre		New Tyre		
1	1'46.136	33.817	33.319	20.969	18.031	344.4
2	1'44.999	33.130	33.098	20.747	18.024	346.1
3	1'44.903	33.062	33.004	20.816	18.021	344.4
4	1'45.138	33.133	33.152	20.753	18.100	346.1
5	1'45.152	33.122	33.047	20.898	18.085	344.4
6	1'45.046	33.078	33.011	20.852	18.105	342.8
7	1'44.982	33.071	33.026	20.780	18.105	342.8
8	1'45.238	33.092	33.131	20.880	18.135	344.4
9	1'45.383	33.044	33.137	20.965	18.237	344.4
10	1'45.652	33.180	33.250	20.976	18.246	344.4
11	1'46.207	33.207	33.329	21.052	18.619	344.4

Run #	1	Front Tyre	Slick-Medium	Rear Tyre	Slick-Soft	Speed
		New Tyre		New Tyre		
1	1'46.849	33.998	33.619	20.993	18.239	349.5
2	1'45.657	33.350	33.389	20.804	18.114	346.1
3	1'45.303	33.158	33.220	20.811	18.114	344.4
4	1'45.265	33.098	33.304	20.718	18.145	346.1
5	1'45.027	32.990	33.174	20.713	18.150	346.1
6	1'45.214	33.139	33.184	20.770	18.121	344.4
7	1'45.287	33.025	33.190	20.767	18.305	344.4
8	1'45.405	33.164	33.228	20.837	18.176	344.4
9	1'45.524	33.072	33.220	20.860	18.372	344.4
10	1'45.412	33.145	33.282	20.824	18.161	351.2
11	1'45.282	33.032	33.153	20.840	18.257	346.1

Run #	1	Front Tyre	Slick-Medium	Rear Tyre	Slick-Soft	Speed
		New Tyre		New Tyre		
1	1'47.255	34.838	33.454	20.881	18.082	346.1
2	1'45.654	33.291	33.301	20.916	18.146	344.4
3	1'45.334	33.222	33.169	20.816	18.127	344.4
4	1'45.277	33.146	33.129	20.847	18.155	342.8
5	1'45.414	33.065	33.223	20.926	18.200	344.4
6	1'45.534	33.185	33.192	20.921	18.236	341.2
7	1'45.585	33.123	33.270	20.889	18.303	342.8

Run #	1	Front Tyre	Slick-Medium	Rear Tyre	Slick-Soft	Speed
		New Tyre		New Tyre		
1	1'47.634	34.900	33.631	20.840	18.263	352.9
2	1'45.724	33.227	33.250	20.975	18.272	352.9
3	1'45.472	33.137	33.325	20.744	18.266	351.2
4	1'45.509	33.173	33.270	20.797	18.269	347.8
5	1'45.232	33.066	33.200	20.732	18.234	347.8
6	1'45.380	33.103	33.292	20.758	18.227	347.8
7	1'45.347	33.123	33.192	20.793	18.239	347.8
8	1'45.232	33.136	33.174	20.694	18.228	347.8
9	1'45.422	33.112	33.225	20.817	18.268	351.2
10	1'45.453	33.179	33.218	20.796	18.260	349.5
11	1'45.335	33.132	33.208	20.764	18.231	347.8

Run #	1	Front Tyre	Slick-Medium	Rear Tyre	Slick-Soft	Speed
		New Tyre		New Tyre		
1	1'52.494	39.698	33.604	20.945	18.247	349.5
2	1'45.581 *	33.126	33.510	20.785*	18.160	352.9
3	1'45.790	33.142	33.516	20.941	18.191	352.9
4	1'44.816	33.206	32.988	20.632	17.990	352.9
5	1'44.995	32.838	33.289	20.675	18.193	352.9
6	1'44.723	33.002	33.052	20.671	17.998	347.8
7	1'44.856	33.154	32.996	20.661	18.045	349.5
8	1'44.903	32.939	33.076	20.665	18.223	351.2
9	1'44.760	32.961	33.022	20.662	18.115	349.5
10	1'44.628	32.899	32.949	20.565	18.215	351.2
11	1'44.556	33.001	32.883	20.564	18.108	352.9

Run #	1	Front Tyre	Slick-Medium	Rear Tyre	Slick-Soft	Speed
		New Tyre		New Tyre		
1	1'48.264	35.045	33.998	21.099	18.122	352.9
2	1'45.774	33.240	33.453	20.877	18.204	349.5

Fastest Lap: Marco BEZZECCHI Mooney VR46 Racing ITA **1'44.556** 33.001 32.883 20.564 18.108

These data/results cannot be reproduced, stored and/or transmitted in whole or in part by any manner of electronic, mechanical, photocopying, recording, broadcasting or otherwise now known or herein after developed without the previous express consent by the copyright owner, except for reproduction in daily press and regular printed publications on sale to the public within 60 days of the event related to those data/results and always provided that copyright symbol appears together as follows below.
© DORNA, 2023



Lap	Lap Time	T1	T2	T3	T4	Speed	Lap	Lap Time	T1	T2	T3	T4	Speed
3	1'45.836	33.289	33.458	20.892	18.197	347.8	9	1'45.771	33.304	33.405	20.768	18.294	346.1
4	1'45.239	33.128	33.120	20.816	18.175	346.1	10	1'45.911	33.375	33.465	20.782	18.289	346.1
5	1'45.301	33.118	33.197	20.834	18.152	346.1	11	1'46.345	33.519	33.562	20.959	18.305	342.8
6	1'45.372	33.126	33.189	20.773	18.284	346.1							
7	1'45.334	33.073	33.203	20.844	18.214	346.1							
8	1'45.437	33.074	33.300	20.829	18.234	346.1							
9	1'45.475	33.175	33.245	20.822	18.233	342.8							
10	1'45.321	33.111	33.193	20.798	18.219	344.4							
11	1'45.810	33.184	33.580	20.846	18.200	346.1							

7th 43 Jack MILLER KTM AUS
Red Bull KTM Factory Racing
Runs=1 Total laps=11 Full laps=10 Valid laps=10

Run #	1	Front Tyre	Slick-Medium	Rear Tyre	Slick-Soft
		New Tyre	New Tyre		
1	1'48.867	35.502	33.886	21.111	18.368 354.6
2	1'45.825	33.259	33.357	21.022	18.187 347.8
3	1'45.651	33.171	33.370	20.860	18.250 346.1
4	1'45.592	33.297	33.213	20.865	18.217 346.1
5	1'45.434	33.220	33.208	20.856	18.150 344.4
6	1'45.621	33.429	33.213	20.799	18.180 342.8
7	1'45.550	33.277	33.237	20.864	18.172 342.8
8	1'45.896	33.275	33.141	20.936	18.544 342.8
9	1'45.742	33.349	33.156	20.895	18.342 344.4
10	1'45.794	33.353	33.177	20.972	18.292 344.4
11	1'46.036	33.372	33.268	21.062	18.334 344.4

8th 12 Maverick VIÑALES APRILIA SPA
Aprilia Racing
Runs=1 Total laps=11 Full laps=10 Valid laps=10

Run #	1	Front Tyre	Slick-Medium	Rear Tyre	Slick-Soft
		New Tyre	New Tyre		
1	1'48.931	35.167	34.039	21.065	18.660 352.9
2	1'46.314	33.481	33.593	20.934	18.306 351.2
3	1'46.477	33.415	33.692	21.081	18.289 349.5
4	1'46.007	33.340	33.490	20.819	18.358 349.5
5	1'45.640	33.115	33.441	20.832	18.252 349.5
6	1'45.981	33.381	33.463	20.845	18.292 344.4
7	1'45.990	33.191	33.558	20.903	18.338 347.8
8	1'45.672	33.151	33.315	20.933	18.273 344.4
9	1'45.588	33.219	33.262	20.808	18.299 346.1
10	1'45.720	33.151	33.393	20.882	18.294 346.1
11	1'45.314	33.152	33.126	20.833	18.203 346.1

9th 25 Raul FERNANDEZ APRILIA SPA
CryptoDATA RNF MotoGP Team
Runs=1 Total laps=11 Full laps=10 Valid laps=10

Run #	1	Front Tyre	Slick-Medium	Rear Tyre	Slick-Soft
		New Tyre	New Tyre		
1	1'49.737	35.797	34.631	21.151	18.158 347.8
2	1'46.247	33.480	33.756	20.871	18.140 346.1
3	1'46.015	33.504	33.435	20.911	18.165 347.8
4	1'45.930	33.405	33.412	20.804	18.309 349.5
5	1'45.851	33.280	33.429	20.723	18.419 347.8
6	1'46.042	33.528	33.489	20.799	18.226 346.1
7	1'45.701	33.324	33.342	20.832	18.203 346.1
8	1'45.816	33.368	33.434	20.774	18.240 344.4

10th 49 Fabio DI GIANNANTONI DUCATI ITA
Gresini Racing MotoGP
Runs=1 Total laps=11 Full laps=10 Valid laps=10

Run #	1	Front Tyre	Slick-Medium	Rear Tyre	Slick-Soft
		New Tyre	New Tyre		
1	1'50.664	36.081	34.812	21.335	18.436 339.6
2	1'46.776	33.767	33.722	20.968	18.319 349.5
3	1'46.660	33.358	34.102	20.902	18.298 352.9
4	1'45.741	33.302	33.254	20.894	18.291 349.5
5	1'45.818	33.414	33.318	20.884	18.202 344.4
6	1'45.214	33.239	33.099	20.758	18.118 344.4
7	1'45.544	33.212	33.166	20.908	18.258 346.1
8	1'45.734	33.241	33.346	20.891	18.256 346.1
9	1'45.455	33.188	33.228	20.810	18.229 347.8
10	1'45.970	33.284	33.393	20.990	18.303 347.8
11	1'46.086	33.414	33.230	21.039	18.403 346.1

11th 37 Augusto FERNANDEZ KTM SPA
GASGAS Factory Racing Tech3
Runs=1 Total laps=11 Full laps=10 Valid laps=10

Run #	1	Front Tyre	Slick-Medium	Rear Tyre	Slick-Soft
		New Tyre	New Tyre		
1	1'50.940	36.565	34.662	21.174	18.539 315.7
2	1'46.758	33.851	33.678	20.833	18.396 346.1
3	1'46.708	33.516	33.906	20.877	18.409 347.8
4	1'46.468	33.565	33.715	20.871	18.317 351.2
5	1'45.898	33.308	33.476	20.762	18.352 349.5
6	1'45.932	33.344	33.188	21.075	18.325 346.1
7	1'45.705	33.463	33.117	20.780	18.345 341.2
8	1'45.497	33.388	33.212	20.718	18.179 342.8
9	1'45.358	33.377	33.070	20.645	18.266 341.2
10	1'45.881	33.829	33.103	20.762	18.187 342.8
11	1'45.147	33.207	33.002	20.689	18.249 342.8

12th 88 Miguel OLIVEIRA APRILIA POR
CryptoDATA RNF MotoGP Team
Runs=1 Total laps=11 Full laps=10 Valid laps=10

Run #	1	Front Tyre	Slick-Medium	Rear Tyre	Slick-Soft
		New Tyre	New Tyre		
1	1'50.442	35.944	34.486	21.340	18.672 328.7
2	1'46.652	33.920	33.504	20.895	18.333 349.5
3	1'47.060	33.474	34.039	20.988	18.559 347.8
4	1'46.532	33.702	33.670	20.909	18.251 349.5
5	1'46.214	33.353	33.516	20.767	18.578 347.8
6	1'46.177	33.448	33.506	20.839	18.384 351.2
7	1'47.012	33.554	34.292	20.837	18.329 349.5
8	1'45.756	33.374	33.337	20.751	18.294 347.8
9	1'45.898	33.378	33.319	20.842	18.359 344.4
10	1'45.895	33.370	33.417	20.830	18.278 347.8
11	1'46.613	33.652	33.509	20.930	18.522 346.1

Fastest Lap: Marco BEZZECCHI Mooney VR46 Racing ITA **1'44.556** 33.001 32.883 20.564 18.108

These data/results cannot be reproduced, stored and/or transmitted in whole or in part by any manner of electronic, mechanical, photocopying, recording, broadcasting or otherwise now known or herein after developed without the previous express consent by the copyright owner, except for reproduction in daily press and regular printed publications on sale to the public within 60 days of the event related to those data/results and always provided that copyright symbol appears together as follows below.
© DORNA, 2023



Lap	Lap Time	T1	T2	T3	T4	Speed	Lap	Lap Time	T1	T2	T3	T4	Speed		
13th	30	Takaaki NAKAGAMI					HONDA	JPN	2	1'48.560 *	35.285	33.956	21.139*	18.180	346.1
		LCR Honda IDEMITSU							3	1'46.188	33.456	33.464	21.014	18.254	347.8
		Runs=1 Total laps=11 Full laps=10 Valid laps=10							4	1'46.149	33.406	33.597	20.860	18.286	349.5
Run #	1	Front Tyre	Slick-Medium	Rear Tyre	Slick-Soft			5	1'45.863	33.330	33.406	20.793	18.334	347.8	
		New Tyre		New Tyre				6	1'46.033	33.418	33.497	20.814	18.304	349.5	
1	1'50.538	35.894	34.706	21.287	18.651	328.7		7	1'45.941	33.427	33.627	20.723	18.164	356.4	
2	1'46.727	33.857	33.626	20.960	18.284	349.5		unfinished	33.238	33.242	20.620		346.1		
3	1'46.362	33.404	33.748	20.958	18.252	349.5									
4	1'46.047	33.395	33.496	20.906	18.250	344.4									
5	1'46.589	33.595	33.757	20.907	18.330	346.1									
6	1'46.211	33.443	33.458	21.065	18.245	344.4									
7	1'48.077	35.007	33.762	20.913	18.395	346.1									
8	1'46.628	33.452	33.721	21.154	18.301	344.4									
9	1'47.072	33.643	34.101	21.021	18.307	341.2									
10	1'46.193	33.429	33.551	20.943	18.270	339.6									
11	1'45.829	33.370	33.357	20.845	18.257	341.2									

Run #	1	Front Tyre	Slick-Medium	Rear Tyre	Slick-Soft		
		New Tyre		New Tyre			
1	1'51.590	36.855	34.732	21.415	18.588	334.8	
2	1'48.274 *	33.831	34.308	21.464*	18.671	346.1	
3	1'47.439	33.776	34.094	21.102	18.467	344.4	
4	1'47.300	33.809	33.875	21.093	18.523	344.4	
5	1'46.671	33.538	33.632	21.045	18.456	342.8	
6	1'47.123	33.825	33.824	21.036	18.438	344.4	
7	1'46.803 *	33.555	33.556	21.222*	18.470	342.8	
8	1'46.884	33.714	33.567	21.161	18.442	342.8	
9	1'46.794	33.717	33.460	21.093	18.524	346.1	
10	1'46.574	33.511	33.522	21.046	18.495	342.8	
11	1'47.098	33.665	33.714	21.214	18.505	346.1	

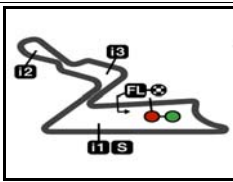
Run #	1	Front Tyre	Slick-Medium	Rear Tyre	Slick-Soft		
		New Tyre		New Tyre			
1	1'52.788	38.296	34.584	21.345	18.563	325.7	
2	1'46.971	33.372	33.988	21.214	18.397	342.8	
3	1'46.069	33.476	33.388	21.033	18.172	347.8	
4	1'49.612	36.810	33.448	21.063	18.291	341.2	
5	1'46.101	33.375	33.507	20.855	18.364	344.4	
6	2'00.609	46.419	34.372	21.458	18.360	339.6	
7	1'46.152	33.426	33.299	21.206	18.221	342.8	
8	1'45.527	33.211	33.130	20.967	18.219	342.8	
9	1'45.844	33.405	33.078	21.048	18.313	341.2	
10	1'48.718	35.780	33.468	21.186	18.284	341.2	
11	1'46.913	34.081	33.166	21.141	18.525	341.2	

Run #	1	Front Tyre	Slick-Medium	Rear Tyre	Slick-Soft		
		New Tyre		New Tyre			
1	1'50.460	36.258	34.503	21.231	18.468	341.2	

Fastest Lap: Marco BEZZECCHI Mooney VR46 Racing ITA **1'44.556** 33.001 32.883 20.564 18.108

These data/results cannot be reproduced, stored and/or transmitted in whole or in part by any manner of electronic, mechanical, photocopying, recording, broadcasting or otherwise now known or herein after developed without the previous express consent by the copyright owner, except for reproduction in daily press and regular printed publications on sale to the public within 60 days of the event related to those data/results and always provided that copyright symbol appears together as follows below.
© DORNA, 2023





5010 m.

IndianOil GRAND PRIX OF INDIA

Tissot Sprint Analysis by Lap

35

Num Lap Time Gap

Num	Lap	Time	Gap
Lap 1			
89	1'46.136		
1	1'46.849	0.713	
93	1'47.255	1.119	
36	1'47.325	1.189	
33	1'47.634	1.498	
20	1'48.264	2.128	
43	1'48.867	2.731	
12	1'48.931	2.795	
5	1'49.232	3.096	
25	1'49.737	3.601	
88	1'50.442	4.306	
41	1'50.460	4.324	
30	1'50.538	4.402	
49	1'50.664	4.528	
37	1'50.940	4.804	
51	1'51.590	5.454	
72	1'52.494	6.358	
21	1'52.788	6.652	
Lap 2			
89	1'44.999		
1	1'45.657	1.371	
93	1'45.654	1.774	
36	1'45.879	2.069	
33	1'45.724	2.223	
20	1'45.774	2.903	
43	1'45.825	3.557	
12	1'46.314	4.110	
5	1'46.255	4.352	
25	1'46.247	4.849	
88	1'46.652	5.959	
30	1'46.727	6.130	
49	1'46.776	6.305	
37	1'46.758	6.563	
72	1'45.581	6.940	
41	1'48.560	7.885	
21	1'46.971	8.624	
51	1'48.274	8.729	
Lap 3			
89	1'44.903		
1	1'45.303	1.771	
93	1'45.334	2.205	
36	1'45.418	2.584	
33	1'45.472	2.792	
20	1'45.836	3.836	
43	1'45.651	4.305	
5	1'46.089	5.538	
12	1'46.477	5.684	
25	1'46.015	5.961	
30	1'46.362	7.589	
72	1'45.790	7.827	
49	1'46.660	8.062	
88	1'47.060	8.116	
37	1'46.708	8.368	
41	1'46.188	9.170	
21	1'46.069	9.790	
51	1'47.439	11.265	
Lap 4			
89	1'45.138		
1	1'45.265	1.898	
93	1'45.277	2.344	
33	1'45.509	3.163	
20	1'45.239	3.937	
43	1'45.592	4.759	
5	1'45.362	5.762	
12	1'46.007	6.553	
25	1'45.930	6.753	
72	1'44.816	7.505	
30	1'46.047	8.498	
49	1'45.741	8.665	
88	1'46.532	9.510	
37	1'46.468	9.698	
41	1'46.149	10.181	
51	1'47.300	13.427	
21	1'49.612	14.264	
Lap 5			
89	1'45.152		
1	1'45.027	1.773	
93	1'45.414	2.606	
33	1'45.232	3.243	
20	1'45.301	4.086	
43	1'45.434	5.041	
5	1'45.267	5.877	
12	1'45.640	7.041	
72	1'44.995	7.348	
25	1'45.851	7.452	
49	1'45.818	9.331	
30	1'46.589	9.935	
37	1'45.898	10.444	
88	1'46.214	10.572	
41	1'45.863	10.892	
51	1'46.671	14.946	
21	1'46.101	15.213	
Lap 6			
89	1'45.046		
1	1'45.214	1.941	
93	1'45.534	3.094	
33	1'45.380	3.577	
20	1'45.372	4.412	
43	1'45.621	5.616	
72	1'44.723	7.025	
12	1'45.981	7.976	
25	1'46.042	8.448	
49	1'45.214	9.499	
30	1'46.211	11.100	
37	1'45.932	11.330	
88	1'46.177	11.703	
41	1'46.033	11.879	
51	1'47.123	17.023	
5	2'04.545	25.376	
21	2'00.609	30.776	
Lap 7			
89	1'44.982		
Lap 8			
89	1'45.238		
1	1'45.405	2.413	
93	1'45.259	3.718	
33	1'45.232	3.936	
20	1'45.437	4.963	
72	1'44.903	6.564	
43	1'45.896	6.842	
12	1'45.672	9.418	
25	1'45.816	9.745	
49	1'45.734	10.557	
37	1'45.497	12.312	
88	1'45.756	14.251	
30	1'46.628	15.585	
51	1'46.884	20.490	
21	1'45.527	32.235	
Lap 9			
89	1'45.383		
1	1'45.524	2.554	
93	1'45.342	3.677	
33	1'45.422	3.975	
20	1'45.475	5.055	
72	1'44.760	5.941	
43	1'45.742	7.201	
12	1'45.588	9.623	
25	1'45.771	10.133	
49	1'45.455	10.629	
37	1'45.358	12.287	
88	1'45.898	14.766	
30	1'47.072	17.274	
51	1'46.794	21.901	
21	1'45.844	32.696	
Lap 10			
89	1'45.652		
1	1'45.412	2.314	
93	1'45.330	3.355	
33	1'45.453	3.776	
20	1'45.321	4.724	
72	1'44.628	4.917	
43	1'45.794	7.343	
12	1'45.720	9.691	
25	1'45.911	10.392	
Lap 11			
89	1'46.207		
1	1'45.282	1.389	
93	1'45.257	2.405	
33	1'45.335	2.904	
72	1'44.556	3.266	
20	1'45.810	4.327	
43	1'46.036	7.172	
12	1'45.314	8.798	
25	1'46.345	10.530	
49	1'46.086	10.826	
37	1'45.147	11.456	
88	1'46.613	15.415	
30	1'45.829	17.437	
51	1'47.098	23.714	
21	1'46.913	36.468	

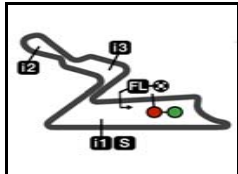
Lapped rider

These data/results cannot be reproduced, stored and/or transmitted in whole or in part by any manner of electronic, mechanical, photocopying, recording, broadcasting or otherwise now known or herein after developed without the previous express consent by the copyright owner, except for reproduction in daily press and regular printed publications on sale to the public within 60 days of the event related to those data/results and always provided that copyright symbol appears together as follows below.

© DORNA, 2023

Official MotoGP Timing by TISSOT
www.motogp.com





5010 m.

IndianOil GRAND PRIX OF INDIA

After the Tissot Sprint

2023 Rookie of the Year Classification

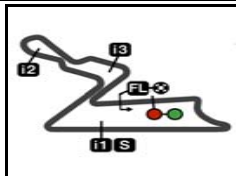
MotoGP™

36

Rider	Points	Leader	Prev	POR	ARG	AME	SPA	FRA	ITA	GER	NED	GBR	AUT	CAT	RSM	IND	JPN	INA	AUS	THA	MAL	QAT	VAL	
1 FERNANDEZ Augusto [SPA]	58			3	5	6	3	13	1	5	6	7	2	7	-	-								
				- 3	- 5	- 6	- 3	- 13	- 1	- 5	- 6	2 5	- 2	- 7	- -									

These data/results cannot be reproduced, stored and/or transmitted in whole or in part by any manner of electronic, mechanical, photocopying, recording, broadcasting or otherwise now known or herein after developed without the previous express consent by the copyright owner, except for reproduction in daily press and regular printed publications on sale to the public within 60 days of the event related to those data/results and always provided that copyright symbol appears together as follows below.
© DORNA, 2023





IndianOil GRAND PRIX OF INDIA

After the Tissot Sprint

2023 Independent Team Classification

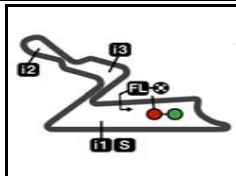
36

5010 m.

Rider	Points	Leader	Prev	POR	ARG	AME	SPA	FRA	ITA	GER	NED	GBR	AUT	CAT	RSM	IND	JPN	INA	AUS	THA	MAL	QAT	VAL	
1 MARTIN Jorge [SPA]	259			9 9 -	13 2 11	7 7 -	19 6 13	32 12 20	27 7 20	37 12 25	15 4 11	14 4 10	16 7 9	21 5 16	37 12 25	12 12								
2 BEZZECCHI Marco [ITA]	223	36	36	16 - 16	34 9 25	14 4 10	1 1 -	28 3 25	17 9 8	16 3 13	32 12 20	9 9 -	16 - 16	6 2 4	29 9 20	5 5								
3 ZARCO Johann [FRA]	147	112	76	15 2 13	20 - 20	9 - 9	2 2 -	20 4 16	22 6 16	21 5 16	- - -	13 6 7	3 - 3	16 3 13	6 - 6	-								
4 MARINI Luca [ITA]	135	124	12	- - -	15 7 8	23 3 20	10 - 10	6 6 -	18 5 13	17 6 11	9 - 9	9 - 9	13 - 13	5 - 5	10 3 7	-								
5 MARQUEZ Alex [SPA]	108	151	27	12 1 11	21 5 16	- - -	8 - 8	- - -	- - -	11 2 9	11 1 10	12 12 -	17 6 11	10 - 10	6 1 5	-								
6 OLIVEIRA Miguel [POR]	65	194	43	3 3 -	- - -	13 2 11	5 5 -	- - -	- - -	6 - 6	- - -	13 - 13	- - -	15 4 11	10 - 10	-								
7 FERNANDEZ Augusto [SPA]	58	201	7	3 - 3	5 - 5	6 - 6	3 - 3	13 - 13	1 - 1	5 - 5	6 - 6	7 2 5	2 - 2	7 - 7	- - -	-								
8 RINS Alex [SPA]	47	212	11	6 - 6	7 - 7	34 9 25	- - -	- - -	- - -	- - -	- - -	- - -	- - -	- - -	- - -	-								
9 DI GIANNANTONIO Fabio [ITA]	43	216	4	- - -	6 - 6	7 - 7	4 - 4	8 - 8	2 - 2	7 - 7	- - -	3 - 3	- - -	6 - 6	- - -	-								
10 NAKAGAMI Takaaki [JPN]	35	224	8	4 - 4	3 - 3	- - -	7 - 7	7 - 7	3 - 3	2 - 2	8 - 8	- - -	- - -	1 - 1	- - -	-								
11 FERNANDEZ Raul [SPA]	23	236	12	- - -	2 - 2	- - -	1 - 1	- - -	- - -	1 - 1	4 - 4	6 - 6	- - -	- - -	8 - 8	1 1								
12 FOLGER Jonas [GER]	9	250	14	- - -	- - -	4 - 4	- - -	3 - 3	- - -	- - -	2 - 2	- - -	- - -	- - -	- - -	-								
13 ESPARGARO Pol [SPA]	8	251	1	- - -	- - -	- - -	- - -	- - -	- - -	- - -	- - -	4 - 4	4 4 -	- - -	- - -	-								

These data/results cannot be reproduced, stored and/or transmitted in whole or in part by any manner of electronic, mechanical, photocopying, recording, broadcasting or otherwise now known or herein after developed without the previous express consent by the copyright owner, except for reproduction in daily press and regular printed publications on sale to the public within 60 days of the event related to those data/results and always provided that copyright symbol appears together as follows below.
© DORNA, 2023





IndianOil GRAND PRIX OF INDIA

After the Tissot Sprint

2023 Independent Team Classification

36

5010 m.

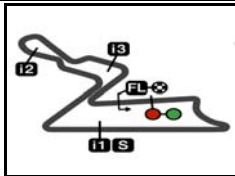
Rider	Points	Leader	Prev	POR	ARG	AME	SPA	FRA	ITA	GER	NED	GBR	AUT	CAT	RSM	IND	JPN	INA	AUS	THA	MAL	QAT	VAL	
14 SAVADORI Lorenzo [ITA]	4	255	4	-	-	-	-	4	-	-	-	-	-	-	-	-								
15 BRADL Stefan [GER]	3	256	1	-	-	-	-	-	-	3	-	-	-	-	-	-								

Team	Points	Leader	Previous	POR	ARG	AME	SPA	FRA	ITA	GER	NED	GBR	AUT	CAT	RSM	IND	JPN	INA	AUS	THA	MAL	QAT	VAL
1 PRIMA PRAMAC RACING	419			24	33	16	21	52	49	58	15	27	19	37	43	12							
2 MOONEY VR46 RACING TEAM	364	55	55	16	49	37	11	34	35	33	41	18	29	11	39	5							
3 GRESINI RACING MOTOGP	157	262	207	12	27	7	12	8	2	18	11	15	17	16	6	-							
4 CRYPTODATA RNF MOTOGP TEAM	102	317	55	3	2	13	6	4	-	7	4	19	-	15	18	1							
5 LCR HONDA	88	331	14	10	10	34	7	7	3	2	11	-	-	1	-	-							
6 GASGAS FACTORY RACING TECH3	80	339	8	3	5	10	3	16	1	5	8	11	6	7	-	-							

These data/results cannot be reproduced, stored and/or transmitted in whole or in part by any manner of electronic, mechanical, photocopying, recording, broadcasting or otherwise now known or herein after developed without the previous express consent by the copyright owner, except for reproduction in daily press and regular printed publications on sale to the public within 60 days of the event related to those data/results and always provided that copyright symbol appears together as follows below.

© DORNA, 2023





5010 m.

IndianOil GRAND PRIX OF INDIA

Tissot Sprint - Starting Grid

Race : 11 laps = 55.11 km



1	1 1'43.947 72 Marco BEZZECCHI Ducati	2	2 1'43.990 89 Jorge MARTIN Ducati	3	3 1'44.203 1 Francesco BAGNAIA Ducati
2	4 1'44.215 10 Luca MARINI Ducati	3	5 1'44.454 36 Joan MIR Honda	4	6 1'44.469 93 Marc MARQUEZ Honda
3	7 1'44.515 5 Johann ZARCO Ducati	4	8 1'44.724 20 Fabio QUARTARARO Yamaha	5	9 1'44.741 12 Maverick VIÑALES Aprilia
4	10 1'44.750 41 Aleix ESPARGARO Aprilia	5	11 1'45.194 25 Raul FERNANDEZ Aprilia	6	12 1'44.529 49 Fabio DI GIANNANTONIO Ducati
5	13 1'44.651 33 Brad BINDER KTM	6	14 1'44.735 30 Takaaki NAKAGAMI Honda	7	15 1'45.030 43 Jack MILLER KTM
6	16 1'45.037 21 Franco MORBIDELLI Yamaha	7	17 1'45.066 37 Augusto FERNANDEZ KTM	8	18 1'45.375 88 Miguel OLIVEIRA Aprilia
7	19 1'45.452 44 Pol ESPARGARO KTM	8	20 1'45.517 6 Stefan BRADL Honda	9	21 1'46.147 51 Michele PIRRO Ducati

The results are provisional until the end of the limit for protest and appeals and until the ratification of the Event Management Committee.

Time limit for protest expires 60' at the latest after publication of the results - Time:

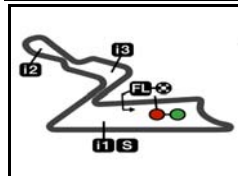
These data/results cannot be reproduced, stored and/or transmitted in whole or in part by any manner of electronic, mechanical, photocopying, recording, broadcasting or otherwise now known or herein after developed without the previous express consent of the copyright owner, except for reproduction in daily press and regular printed publications on sale to the public within 60 days of the event related to those data/results and always provided that copyright symbol appears together as follows below.

© DORNA, 2023

Official MotoGP Timing by **TISSOT**
www.motogp.com



Greater Noida, Saturday, September 23, 2023



5010 m.

IndianOil GRAND PRIX OF INDIA**Tissot Sprint****Top Speed & Average**

<i>Rider</i>	<i>Nation</i>	<i>Motorcycle</i>	<i>Top 5 speeds</i>					<i>Average</i>	<i>Top</i>
41 Aleix ESPARGARO	SPA	APRILIA	356.4	349.5	349.5	347.8	347.8	350.2	356.4
43 Jack MILLER	AUS	KTM	354.6	347.8	346.1	346.1	344.4	346.5	354.6
5 Johann ZARCO	FRA	DUCATI	352.9	352.9	352.9	347.8	347.8	350.9	352.9
12 Maverick VIÑALES	SPA	APRILIA	352.9	351.2	349.5	349.5	349.5	350.5	352.9
20 Fabio QUARTARARO	FRA	YAMAHA	352.9	349.5	347.8	346.1	346.1	347.4	352.9
33 Brad BINDER	RSA	KTM	352.9	352.9	351.2	351.2	349.5	351.5	352.9
49 Fabio DI GIANNANTONIO	ITA	DUCATI	352.9	349.5	349.5	347.8	347.8	349.5	352.9
72 Marco BEZZECCHI	ITA	DUCATI	352.9	352.9	352.9	352.9	352.9	352.9	352.9
1 Francesco BAGNAIA	ITA	DUCATI	351.2	349.5	346.1	346.1	346.1	347.5	351.2
36 Joan MIR	SPA	HONDA	351.2	349.5	346.1			348.9	351.2
37 Augusto FERNANDEZ	SPA	KTM	351.2	349.5	347.8	346.1	346.1	348.1	351.2
88 Miguel OLIVEIRA	POR	APRILIA	351.2	349.5	349.5	349.5	347.8	348.9	351.2
25 Raul FERNANDEZ	SPA	APRILIA	349.5	347.8	347.8	347.8	346.1	347.0	349.5
30 Takaaki NAKAGAMI	JPN	HONDA	349.5	349.5	346.1	346.1	344.4	346.3	349.5
21 Franco MORBIDELLI	ITA	YAMAHA	347.8	344.4	342.8	342.8	342.8	344.1	347.8
51 Michele PIRRO	ITA	DUCATI	346.1	346.1	346.1	344.4	344.4	345.3	346.1
89 Jorge MARTIN	SPA	DUCATI	346.1	346.1	344.4	344.4	344.4	344.8	346.1
93 Marc MARQUEZ	SPA	HONDA	346.1	344.4	344.4	344.4	342.8	343.7	346.1

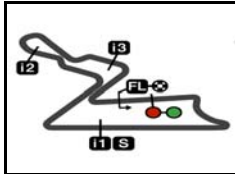
These data/results cannot be reproduced, stored and/or transmitted in whole or in part by any manner of electronic, mechanical, photocopying, recording, broadcasting or otherwise now known or herein after developed without the previous express consent by the copyright owner, except for reproduction in daily press and regular printed publications on sale to the public within 60 days of the event related to those data/results and always provided that copyright symbol appears together as follows below.

© DORNA, 2023

Official MotoGP Timing by **TISSOT**
www.motogp.com




Greater Noida, Saturday, September 23, 2023



5010 m.

IndianOil GRAND PRIX OF INDIA**Tissot Sprint****Fastest Laps Sequence**

<i>Lap</i>	<i>Race Time</i>	 <i>Rider</i>	<i>Nation</i>	<i>Motorcycle</i>	<i>Time</i>	<i>Km/h</i>	<i>Riders's Lap</i>
2	3'31.135	89 Jorge MARTIN	SPA	DUCATI	1'44.999	171.7	2
3	5'16.038	89 Jorge MARTIN	SPA	DUCATI	1'44.903	171.9	3
4	7'08.681	72 Marco BEZZECCHI	ITA	DUCATI	1'44.816	172.0	4
6	10'38.399	72 Marco BEZZECCHI	ITA	DUCATI	1'44.723	172.2	6
10	17'37.546	72 Marco BEZZECCHI	ITA	DUCATI	1'44.628	172.3	10
11	19'22.102	72 Marco BEZZECCHI	ITA	DUCATI	1'44.556	172.5	11

These data/results cannot be reproduced, stored and/or transmitted in whole or in part by any manner of electronic, mechanical, photocopying, recording, broadcasting or otherwise now known or herein after developed without the previous express consent by the copyright owner, except for reproduction in daily press and regular printed publications on sale to the public within 60 days of the event related to those data/results and always provided that copyright symbol appears together as follows below.

© DORNA, 2023

Official MotoGP Timing by **TISSOT**
www.motogp.com

Greater Noida, Saturday, September 23, 2023

